



BASIC BARRIER

CULVERT APPLICATION




NORMAL USE

Drainage Channel in Urban Area.
Cover used as Public Footpath.




FLOOD BARRIER MOUNTED



FLOOD PROTECTION

Drainage Channel Overflow in
Bounded Footpath



FLOOD DAMAGE IN ADJACENT AREA

When There is No Flood Barrier
Protection